

May 15, 2023

City Council Meeting

Agenda Item #1

Public Comment

Speaker's Cards & Written Comments Received

Speaker's Cards – *In order of receipt*

- **Speaker 1** – Michael Allen (Including written comments)

Published on *City of Florence Oregon* (<https://www.ci.florence.or.us>)

[Home](#) > [Request to Address City Council \(Speaker's Card\)](#) > [Webform results](#) > Request to Address City Council (Speaker's Card)

Submission information

Form: [Request to Address City Council \(Speaker's Card\)](#) [1]

Submitted by Visitor (not verified)

Mon, 05/15/2023 - 11:33am

35.132.165.39

Name

Michael Allen

City Council Meeting Date

Mon, 05/15/2023

Agenda Item Number

1

Please note if you are speaking as an proponent, opponent, or neutral party

proponent

Brief Overview of What You Wish to Discuss

The City of Gresham is working to adopt a climate action plan - what can we learn from their experience?"

Do you Represent an Organization?

Yes

Name of Organization

Elders Climate Action - Oregon Chapter

Residence Address

87490 Rhodowood Drive

Email

mike.pat.allen@outlook.com

Phone Number

5054017762

Source URL: <https://www.ci.florence.or.us/node/17771/submission/30148>

Links

[1] <https://www.ci.florence.or.us/council/request-address-city-council-speakers-card>

To: Mayor Ward, City Councilors, City Manager Reynolds and staff

From: Michael Allen, Elders Climate Action- Oregon Chapter

Date: May 15, 2023

Subject: Gresham is ready to adopt a climate action plan - what can we learn from their experience?

I'm pleased to share with you a recording of our Elders Climate Action (ECA) Oregon Chapter meeting with Johnny Dea, the Climate and Sustainability Technician for the city of Gresham. Johnny Dea is highly knowledgeable on sustainability policy and project implementation, waste minimization, green business practices, outreach, and education and has a master's degree in Sustainability Education from Portland State University.



<https://us02web.zoom.us/rec/share/BI3BHQYYPOsqjS0gL-tyPsOiW7QPfyu3qaQAwDVMsLzKON8V6iDBPn5V853k8WNu.PCgBUettWFEIHIDa>

Passcode: 2D*510G^

Johnny Dea did a fantastic job of describing the history of sustainability efforts in Gresham, what he is currently doing to prepare a climate action plan, and his plans to get a commitment from the community and city council. His presentation was followed by an in depth question and answer session.

Upon my review of Johnny Dea's presentation I came away with these conclusions.

The first step in creating a climate action plan is to do an inventory of all the greenhouse gas emissions in the city. Lane County did one for the County and some of their results may be helpful.

It's necessary to reach out to the community to ascertain what they understand about climate change and to gain their input about vulnerabilities and needs for resiliency.

To gain funds to implement a climate action plan it's important to form collaborative partnerships with community and regional entities.

Cities large and small don't have the resources to go after all the funds available by themselves. Work to apply for grants with Lane County, coastal cities like Reedsport and Yachats, and local organizations: Port of Siuslaw, Confederated Tribes, Siuslaw School District, Chamber of Commerce and non-governmental agencies.

I encourage you to view his wonderful presentation and take what insights you can glean and apply them to Florence.



WELCOME TO THE MEETING OF THE FLORENCE CITY COUNCIL

May 15, 2023

This meeting is held in-person at the Florence City Hall with the option to view virtually.

Citizens wishing to express their views may provide verbal or written comments.

For more information, visit the City of Florence website at: www.ci.Florence.or.us/council/request-address-city-council-speakers-card.



CITY OF
FLORENCE



City Council Meeting | May 15, 2023



PROCLAMATION

Office of the Mayor, City of Florence



SAFE BOATING WEEK **MAY 20-26, 2023**

WHEREAS, The City of Florence is located in the heart of the Oregon Dunes National Recreation Area with over 12 freshwater lakes, 1 major river and the Pacific Ocean only miles from town bringing citizens and visitors to enjoy recreational boating; and

WHEREAS, On average, 650 people die each year in boating related accidents in the U.S., with the vast majority of those accidents caused by human error and poor judgment and not by the boat, equipment, or environmental factors. Over 84% of drowning victims were not wearing a life jacket; and

WHEREAS, A significant number of boaters who lose their lives by drowning each year would be alive today had they worn their life jackets; and

WHEREAS, The mission of United States Coast Guard Auxiliary is to promote and improve recreational boating safety by teaching boating safety courses and conducting vessel safety checks;

WHEREAS, While recreational water activities are a fun way to spend quality time with friends and family, it is also one where hundreds of lives are lost each year in water accidents. Don't leave your life or the lives of others to chance; commit to wearing a life jacket whenever engaged in a water or boating activity.


NOW, THEREFORE, I, Rob Ward, Mayor of the City of Florence, do hereby support the goals of the United States Coast Guard and the North American Safe Boating Campaign, and proclaim the week of **May 20-26, 2023** as "**National Safe Boating Week**" and the start of the year-round effort to promote safe boating and encourage all of Florence's residents to dedicate themselves to learning about and practicing safe boating, including wearing life jackets.

Rob Ward, Mayor



PROCLAMATION

Office of the Mayor, City of Florence



NATIONAL PUBLIC WORKS WEEK PROCLAMATION

MAY 21-27, 2023

“Connecting the World”

WHEREAS, public works professionals focus on infrastructure, facilities, emergency management, and services that are of vital importance to sustainable and resilient communities and the public health, high quality of life, and well-being of the people of Florence; and,

WHEREAS, these infrastructures, facilities, and services could not be provided without the dedicated efforts of public works professionals, who are federally mandated first responders, and the engineers, managers, and employees at all levels of government and the private sector, who are responsible for rebuilding, improving, and protecting our nation’s transportation, water supply, water treatment and solid waste systems, public buildings, parks and other structures and facilities essential for our citizens; and,

WHEREAS, it is in the public interest for the citizens, civic leaders, and children in the City of Florence to gain knowledge and maintain ongoing interest and understanding of the importance of public works first responders and public works programs in their respective communities; and,

WHEREAS, the year 2023 marks the 63rd annual National Public Works Week sponsored by the American Public Works Association,

NOW, THEREFORE, BE IT RESOLVED, that I Mayor Rob Ward, do hereby designate the week May 21–27, 2023, as National Public Works Week; I urge all citizens to pay tribute to our public works professionals, engineers, managers and employees and to recognize the substantial contributions they make to protecting our health, safety, and quality of life.

Rob Ward, Mayor



PROCLAMATION
Office of the Mayor, City of Florence



*National Drinking Water Week
May 7-13, 2023*

WHEREAS, water is our most valuable natural resource; and

WHEREAS, drinking water serves a vital role in daily life, serving an essential purpose to health, hydration and hygiene needs for the quality of life our citizens enjoy; and

WHEREAS, tap water delivers public health protection, fire protection, support for our economy and the quality of life we enjoy; and

WHEREAS, the hard work performed by the entire water sector, designing capital projects, operators ensuring the safety and quality of drinking water or a member of a pipe crew maintaining the infrastructure communities rely on to transport high quality drinking water from its source to consumers' taps; and

WHEREAS, the national health emergency has shone a light on the importance of drinking water for health, hydration and hygiene needs; and

WHEREAS, we are all stewards of the water infrastructure upon which current and future generations depend; and

WHEREAS, the citizens of our city are called upon to help protect our source waters from pollution, practice water conservation and get involved with their water by familiarizing themselves with it;

NOW, THEREFORE, be it resolved that by virtue of the authority vested in me as Mayor of our City, I do hereby proclaim May 7-13, 2023, as Drinking Water Week.

Rob Ward, Mayor





PROCLAMATION

Office of the Mayor, City of Florence



NATIONAL POLICE WEEK MAY 9-20, 2023

WHEREAS, there are more than 800,000 law enforcement officers serving in communities across the United States, including the dedicated members of the Florence Police Department;

WHEREAS, since the first recorded death in 1786, there are currently 23,785 law enforcement officers in the United States have made the ultimate sacrifice and been killed in the line of duty;

WHEREAS, the names of these dedicated public servants are engraved on the walls of the National Law Enforcement Officers Memorial in Washington, DC;

WHEREAS, 556 new names of fallen heroes are being added to the National Law Enforcement Officers Memorial this spring, including 224 officers killed in 2022 and 332 officers killed in previous years;

WHEREAS, the service and sacrifice of all officers killed in the line of duty will be honored during the National Law Enforcement Officers Memorial Fund's 35th Candlelight Vigil, on the evening of May 13, 2023;

WHEREAS, the Candlelight Vigil is part of National Police Week, which will be observed this year May 9-20;


WHEREAS, May 15 is designated as Peace Officers Memorial Day, in honor of all fallen officers and their families and U.S. flags should be flown at half-staff;

NOW, THEREFORE, BE IT RESOLVED that I, Rob Ward, Mayor of the City of Florence, that the City of Florence will observe May 9-20, 2023, as National Police Week and publicly salutes the service of law enforcement officers in our community and in communities across the nation.

Rob Ward, Mayor



EMPLOYEE RECOGNITION



Employee Recognition - Promotion



**Sergeant Brandon
Bailey**

- Served in the U.S. Army for nearly 7 years as an Armored Tank Crewman, with a deployment to Iraq.
- Hired by FPD in 2014 as the Corrections Officer.
- Transferred to Patrol in March 2016 and has since held assignments of School Resource Officer and Detective.
- Received a Bachelor's degree in criminal justice in 2017
- Promoted to Sergeant in April 2023

FURA & COMMITTEE APPOINTMENTS ANNOUNCEMENT

Florence Urban Renewal Agency

- Susy Lacer- May 2027

Public Arts Committee

- Christine Ory- May 2027
- Marney Reed- May 2026
- Dianna Allison- May 2025
- Alan Huck- 2024

Environmental Management Advisory Committee

- Anika Miller- May 2027
- Erick Oshel- May 2027
- Ivy Medow- May 2026
- Susan Fenton- May 2024

Transportation Committee

- Chris Handley- May 2027

2023 ECONOMIC DEVELOPMENT REPORT



ECONOMIC DEVELOPMENT ANNUAL REPORT

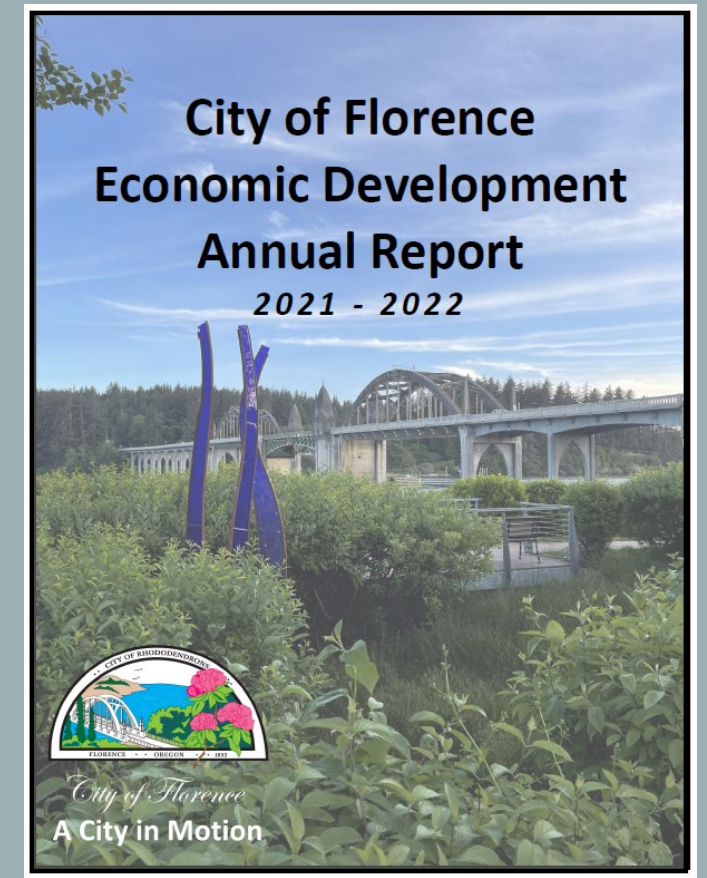
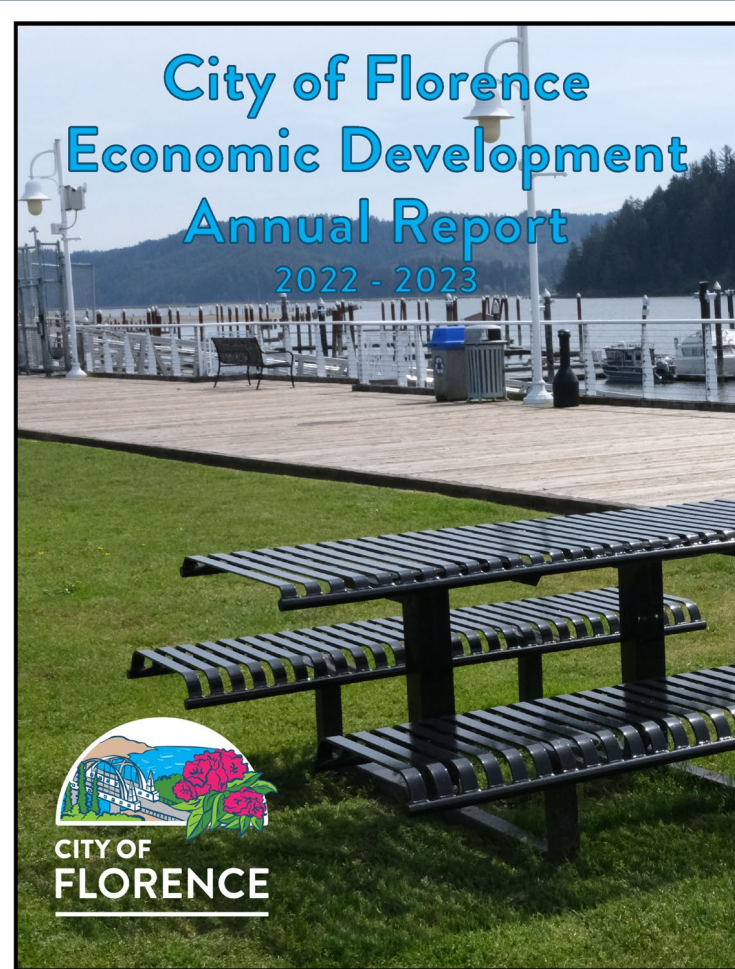


City of Florence City Council

May 15, 2023

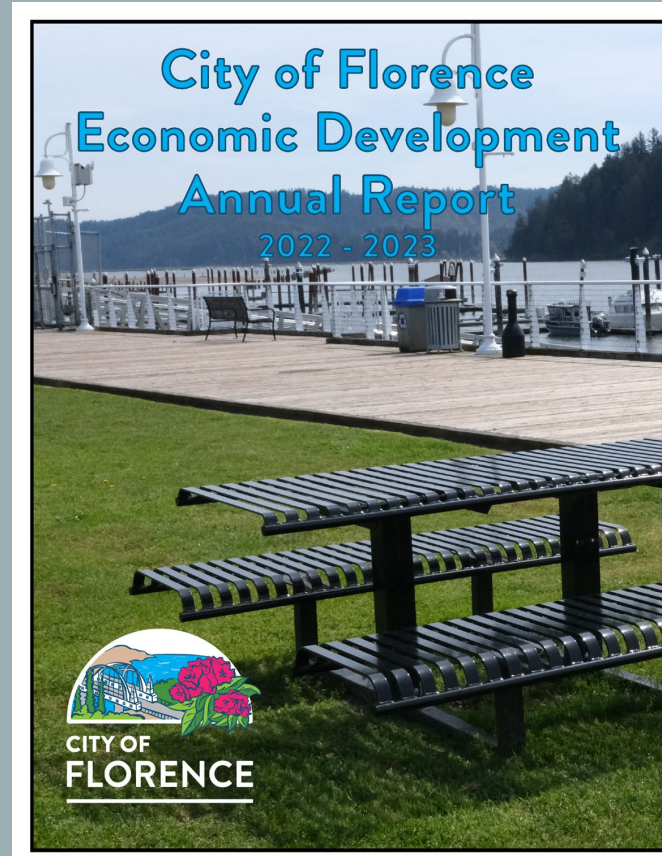


ECONOMIC DEVELOPMENT ANNUAL REPORT



ECONOMIC DEVELOPMENT THEMES

- Housing Efforts
- Travel & Tourism
- Business & Development
- Communication & Coordination



HOUSING EFFORTS



Housing Implementation Plan (HIP) Project
Housing Rehabilitation Program
Multi-Unit Property Tax Exemption (MUPTE)
Additional Developments

- Northwest Housing Alternatives - Shore Pines at Munsel Creek
- Our Coastal Village - Oak Manor Apartments
- Homes for Good - Quince Street Florence



TRAVEL & TOURISM

Transient Lodging Tax (TLT)

Oregon22 - World Athletics Championships

Art Exposed - Public Arts Committee

Florence Area Chamber of Commerce



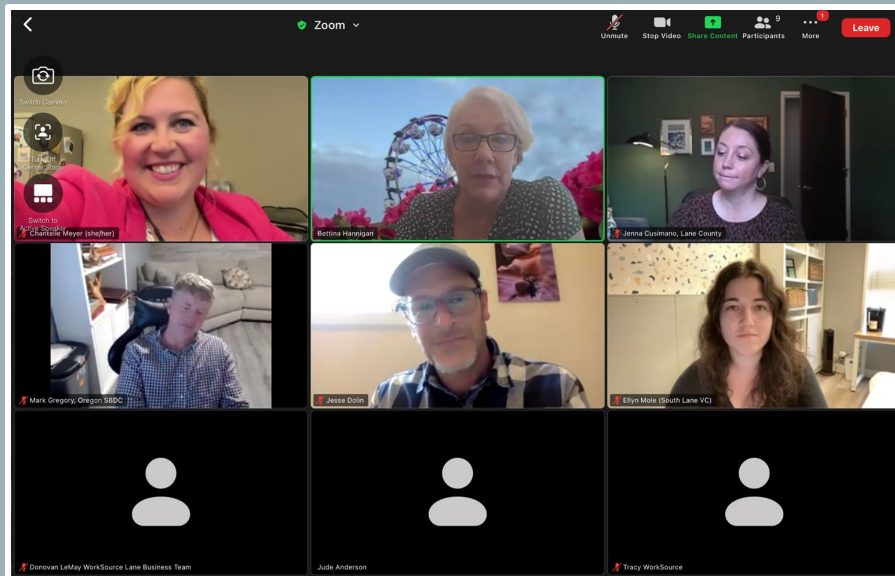
BUSINESS & DEVELOPMENT



- Enterprise Zone Management
- Pacific View Business Park
- Quince Street Site Redevelopment Project
- Codifying the Restaurant Parking Café

COMMUNICATION & COORDINATION

- The Florence Four: Business License Newsletter
- Florence Economic Development Task Force
- Support for Local Businesses
- Childcare Collaborative



SBA LOAN PROGRAM PANEL DISCUSSION

Come learn about SBA financing options for your small business!

We'll have a panel of finance professionals from the SBA Portland District Office, the Lane SBDC, and a commercial bank, sharing about SBA loan programs, application tips, and local resources.

Sponsored by: Lane SBDC & Lane Community College
SBA Portland District Office
Florence Chamber of Commerce
City of Florence

Please RSVP to reserve your spot
www.lanesbdc.com 541-463-6200

Wednesday
24th May 2023
11am - Noon

LCC Florence Campus
3149 Oak St
Florence OR 97439

SBA
U.S. Small Business Administration


AMERICA'S
SBDC
OREGON

Lane
Community College
ACHIEVING DREAMS


City of
FLORENCE Oregon
OREGON COAST
Florence
Area Chamber of Commerce

COMMUNICATION & COORDINATION

The Eugene Emeralds & the Exploding Whale Alternate Identity



ECONOMIC DEVELOPMENT WEEK



THANK YOU!



City of Florence – Economic Development

<https://www.ci.florence.or.us/economicdevelopment>





AGENDA ITEM #1

PUBLIC COMMENTS

PUBLIC COMMENTS



Comments are allowed in both written and verbal format for public hearing / action items as well as items not on the agenda:

Written Comments:

- Email to cityrecorder@ci.Florence.or.us
- Mail to Florence City Hall, Attn: City Council, 250 Hwy 101, Florence, OR 97439
- Drop Off at Florence City Hall (250 Hwy 101) drop box
(to the right of the main entrance)

NOTE: Comments must be received at least 2 hours prior to start of meeting.

Comments Distributed: To City Council, Posted to City of Florence Website, and made part of the record. (1 hour prior to meeting)

Verbal Comments:

- Speaker's Card: Commenters must complete a speaker's card available online at www.ci.Florence.or.us/council/request-address-city-council-speakers-card
- NOTE: Cards must be received at least 1 hour prior to meeting start
- Time Limits: General Comments (*Not a Public Hearing*) are limited to 3 minutes per person, with a maximum of 15 minutes for all items.

**PUBLIC COMMENTS –
3 MINUTE COUNT DOWN TIMER**

2 Minutes Left

1 Minute Left

30 Seconds Left

Time is Complete



AGENDA ITEM #2

SYSTEM DEVELOPMENT CHARGES (SDC) DISCOUNT & DEFERRAL EXTENSION

SYSTEM DEVELOPMENT CHARGES EXEMPTION AND DEFERRAL PROCESS EXTENSION

Mike Miller
Public Works Director



SYSTEM DEVELOPMENT CHARGES (SDC)

What SDC's Do

SDC's are one-time fees charged to help pay for capacity increasing components of the water, wastewater, stormwater and street systems

The fee is intended to recover a fair share of the costs of existing and planned facilities that provide capacity to serve new growth

Highly regulated by Oregon Revised Statute (ORS) 223.297-223.314

Reimbursement and improvement fee calculation do not include the cost of a local equivalent facility. For example, Streets SDC fees are only designed to recover the additional cost to construct collector and arterial streets, above that required to build local streets

SDC – EXEMPTION TO ENCOURAGE SMALLER HOMES

Ordinance No. 9, Series 2018

Square Foot Classification for Single-Family Residential Development		
Minimum square feet	Maximum square feet	Percent SDC Exemption
ADU'S		100%
0	999	60%
1,000	1,199	50%
1,200	1,399	40%
1,400	1,599	30%
1,600	1,799	20%

- Approved May 21st, 2018 by City Council with sunset of June 30, 2019. Also includes provision of deferring collection of SDCs
- Sunset date extended to June 30, 2020, by Ordinance No. 6, Series 2019 for both exemption and deferral
- Sunset date extended to June 30, 2021, by Ordinance No. 6, Series 2020 for both exemption and deferral
- Sunset date extended to June 30, 2022, by Ordinance No. 10, Series 2021 for both exemption and deferral
- Sunset date extended to June 30, 2023, by Ordinance No. 5, Series 2022 for both exemption and deferral

PROMOTING AFFORDABLE HOUSING



- Incentives to developers to provide affordable housing
- Continue with temporary stop-gap
- Complete SDC update study and examine the potential of a Park SDC
- Fair, equitable and long term initiatives while increasing capital investment in water, wastewater, stormwater, transportation and parks
- Helping to alleviate the long term housing needs in the community

OBSERVATIONS OF THE NUMBERS



FY 2020-21 was our largest construction year

FY 2022-23 is only through the end of April

Since the start of the program there have been a total of 233 homes permitted/built

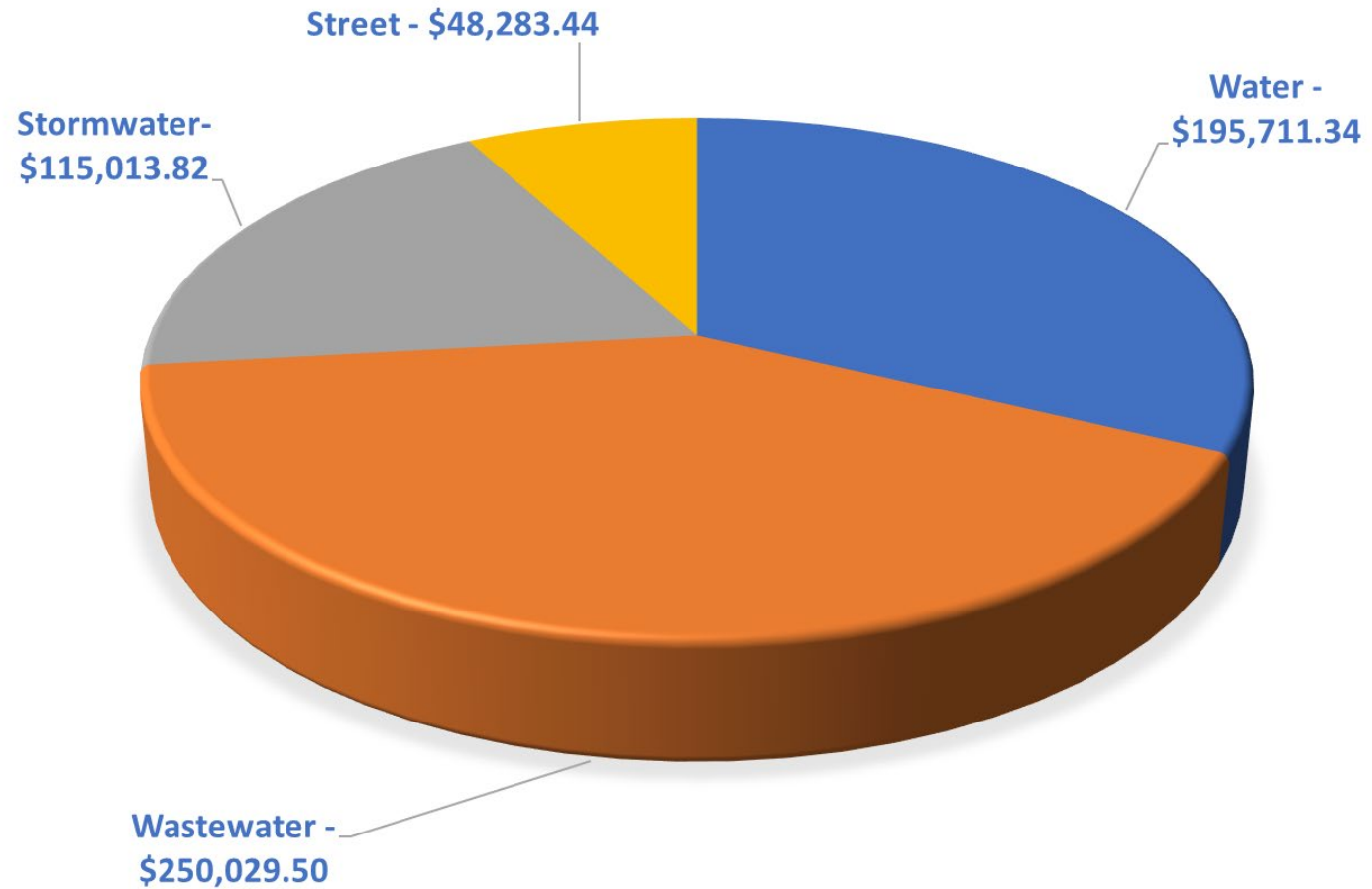
- ADU's = 10
- 999 SF or less = 12
- 1,000-1,199 SF = 12
- 1,200-1,399 SF = 41
- 1,400-1,599 SF = 33
- 1,600-1,799 SF = 44
- 1,800 SF or greater = 81

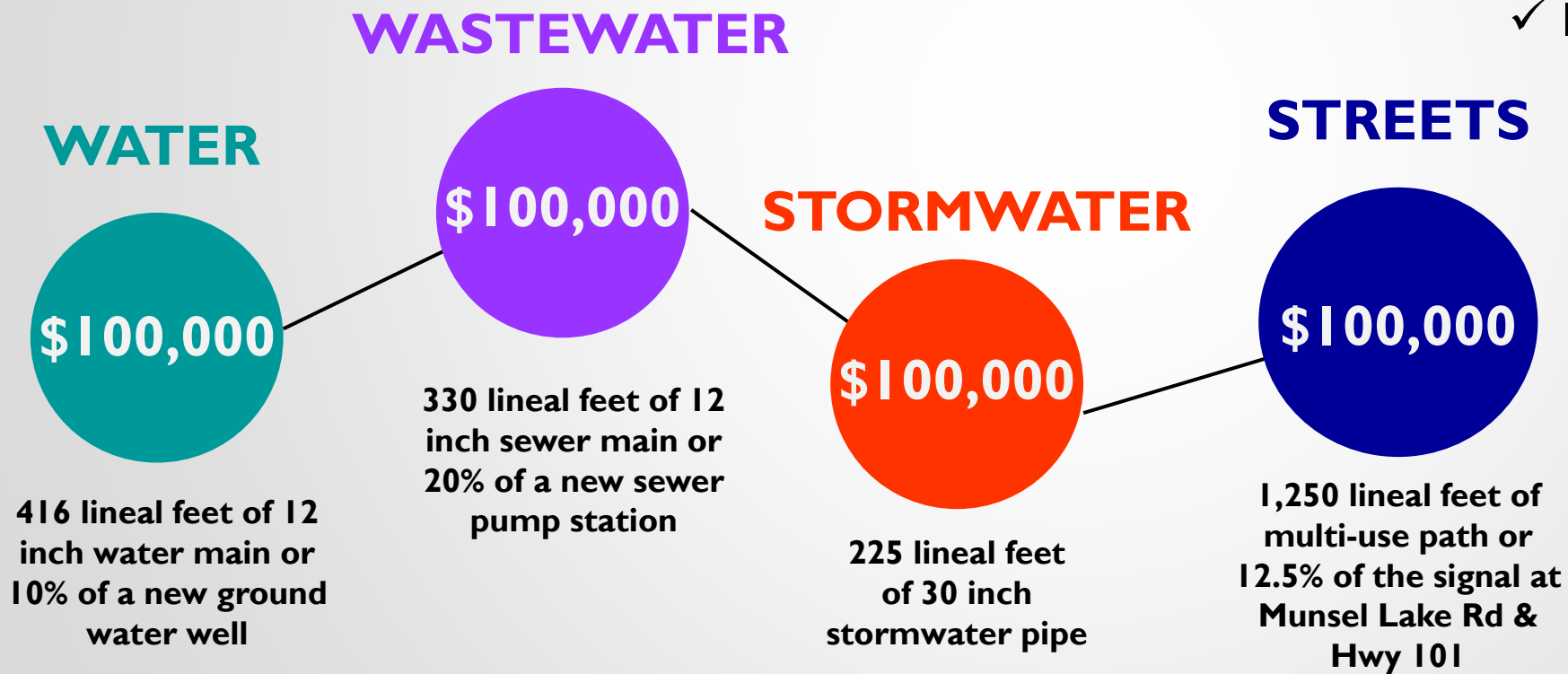
Single-Family Residential Square Foot Classification							
Minimum square feet	Maximum square feet	House Permits 2017-18	House Permits 2018-19	House Permits 2019-20	House Permits 2020-21	House Permits 2021-22	House Permits 2022-23*
ADU's		0	6	1	1	2	0
0	999	1	3	0	4	1	0
1000	1,199	1	1	0	5	2	1
1200	1,399	1	1	10	16	1	5
1400	1,599	6	11	4	2	4	6
1600	1,799	12	13	5	11	2	1
Homes greater than 1,800 Square Feet		12	8	15	16	27	3
Total Dwellings Constructed		33	43	35	55	39	16

* Permits through April 30, 2023

\$609,038.10 EXEMPTED SINCE FY2018-19 (JULY 2018)

AMOUNT OF SDC'S EXEMPTED BY UTILITY SINCE 2018





- ✓ Fund capacity increasing projects
- ✓ If SDC's are not available, funding may need to come from existing customers (rates)



ALTERNATIVES

1. Approve Ordinance No. 5, Series 2023 as proposed
2. Amend Ordinance No. 5, Series 2023 and approve as amended
3. Request additional information and bring back a new or revised ordinance to the June 5, 2023 Council meeting for action
4. Do not approve Ordinance No. 5, Series 2023 and allow program to sunset

STAFF RECOMMENDATION

Staff recommends that the
City Council approve
Ordinance No. 5, Series 2023
as proposed



QUESTIONS AND COMMENTS



thank you!



Mike Miller
Public Works Director

ORDINANCE APPROVAL STEPS



1. **Call for the First Reading – Short Title Only**
2. **City Recorder Performs 1st Reading**
3. **Council Vote to Move to 2nd Reading**
(Unanimous Consent Required)
4. **City Recorder Performs 2nd Reading**
5. **Motion & Second**
6. **Discussion on the Motion**
7. **Roll Call Vote**



AGENDA ITEM #3

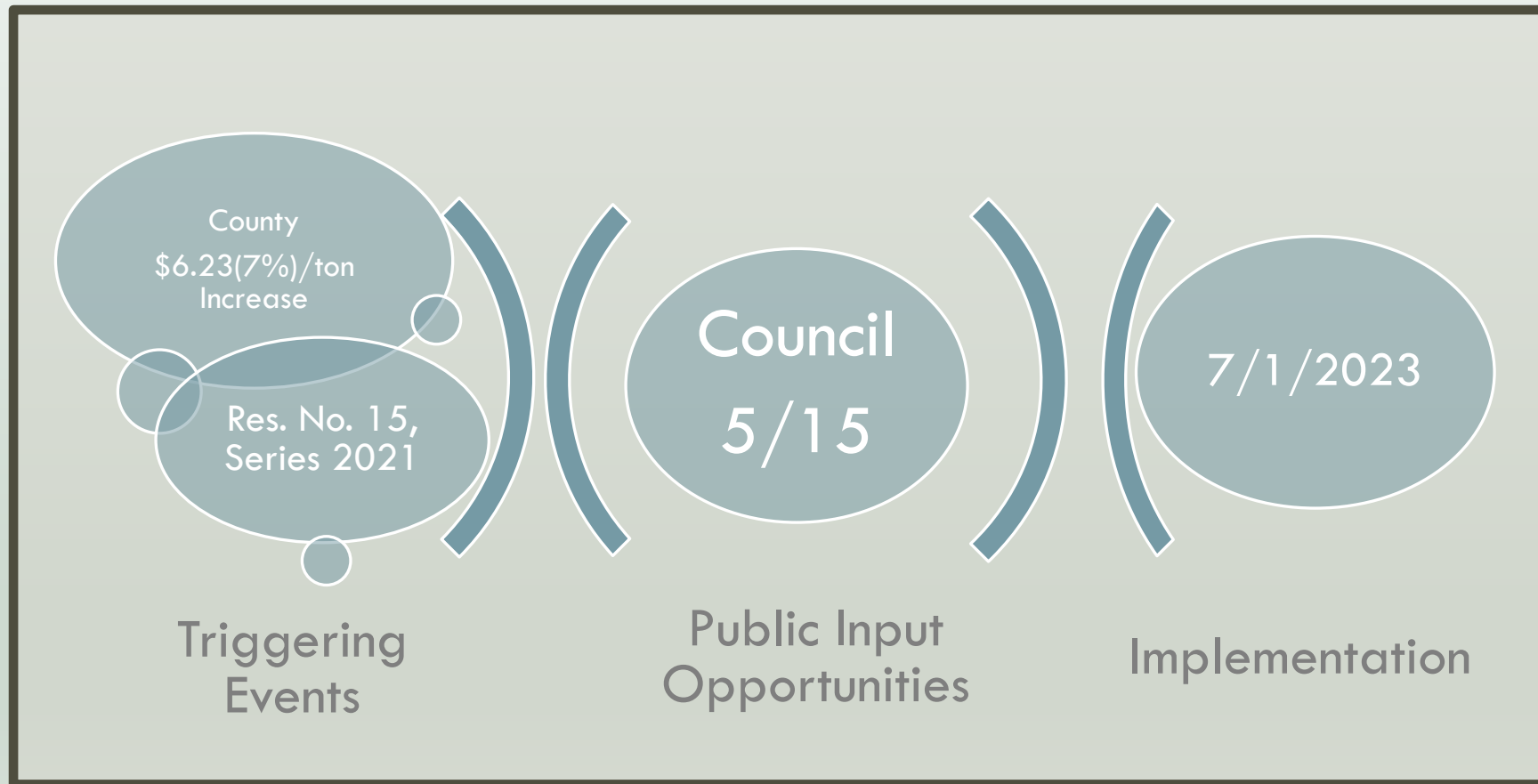
SOLID WASTE RATE ADJUSTMENT

Solid Waste Rates CPI & Tipping Fee

City Council
May 15, 2023



Rate Review Process



Lane County Tipping Fee



Florence City Code Title 9 Solid Waste Management

9-4-5-2: RATE DETERMINATION, C. 7.

Rate adjustment requests solely to pass through costs associated with increases to the county's solid waste disposal / tipping fees shall be by resolution and amendment to the fee schedule and is not subject to a full rate review and hearings processes.

Lane County—Attachment 3

- Increase to Transfer Site Waste Tipping Fee--\$6.23 per/ton (\$88.93 to \$95.16)
- Effective July 1, 2023

Consumer Price Index



RESOLUTION NO. 15, SERIES 2021

Section 3.

- After July 2021 rates shall be increased annually on July 1st by 80.6% of the Consumer Price Index published by the Bureau of Labor. The following Consumer Price Index categories shall be used: CPI-W U.S. City Average. The changes shall be made by resolution.

City of Florence SW Collection Rates--4.7% CPI & 7% Tip Fee PACKET-Attachment 4

Residential	2023	CPI Increase	Cart Weight	Monthly Collection Frequency	Tip Fee Increase	Subtotal (CPI & Tip Fee)	License Fee Increase	Recycling Rate	Recycling Rate (Bin)	Subtotal Increase & Lic. Fee	2024 Rate	Increase \$	Increase %
20 Gal. Can monthly	\$ 14.00	\$ 0.66	25.97	1.00	\$ 0.10	\$ 14.76	\$ -	\$ 0.75		\$ 15.51	\$ 15.50	\$ 0.75	5.1%
20 Gal. Can EOW	\$ 18.20	\$ 0.86	18.87	2.00	\$ 0.15	\$ 19.20	\$ -	\$ 0.75		\$ 19.95	\$ 19.95	\$ 1.00	5.5%
20 Gal. Can weekly	\$ 24.85	\$ 1.17	18.87	4.33	\$ 0.31	\$ 26.33	\$ -	\$ 0.75		\$ 27.08	\$ 27.10	\$ 1.50	6.0%
20 Gal Additional	\$ 24.85	\$ 1.17	18.87	4.33	\$ 0.31	\$ 26.33	\$ -	\$ 0.75		\$ 27.08	\$ 27.10	\$ 1.50	6.0%
32 Gal. Can monthly	\$ 15.40	\$ 0.72	30.95	1.00	\$ 0.12	\$ 16.24	\$ -	\$ 0.75		\$ 16.99	\$ 17.00	\$ 0.85	5.5%
32 Gal. Can EOW	\$ 19.85	\$ 0.93	25.97	2.00	\$ 0.20	\$ 20.98	\$ -	\$ 0.75		\$ 21.73	\$ 21.75	\$ 1.15	5.8%
32 Gal. Can weekly	\$ 25.85	\$ 1.21	25.97	4.33	\$ 0.43	\$ 27.50	\$ -	\$ 0.75		\$ 28.25	\$ 28.25	\$ 1.65	6.4%
32 Gal. Can additional	\$ 25.85	\$ 1.21	25.97	4.33	\$ 0.43	\$ 27.50	\$ -	\$ 0.75		\$ 28.25	\$ 28.25	\$ 1.65	6.4%
35 Gal. Cart EOW	\$ 22.70	\$ 1.07	25.97	2.00	\$ 0.20	\$ 23.97	\$ -	\$ 0.75		\$ 24.72	\$ 24.70	\$ 1.25	5.5%
35 Gal. Cart weekly	\$ 30.15	\$ 1.42	25.97	4.33	\$ 0.43	\$ 32.00	\$ -	\$ 0.75		\$ 32.75	\$ 32.75	\$ 1.85	6.1%
35 Gal Additional	\$ 30.15	\$ 1.42	25.97	4.33	\$ 0.43	\$ 32.00	\$ -	\$ 0.75		\$ 32.75	\$ 32.75	\$ 1.85	6.1%
48 Gal. Cart EOW	\$ 25.15	\$ 1.18	34.03	2.00	\$ 0.26	\$ 26.59	\$ -	\$ 0.75		\$ 27.34	\$ 27.35	\$ 1.45	5.8%
48 Gal. Cart weekly	\$ 33.85	\$ 1.59	34.03	4.33	\$ 0.57	\$ 36.01	\$ -	\$ 0.75		\$ 36.76	\$ 36.75	\$ 2.15	6.4%
48 Gal Additional	\$ 33.85	\$ 1.59	34.03	4.33	\$ 0.57	\$ 36.01	\$ -	\$ 0.75		\$ 36.76	\$ 36.75	\$ 2.15	6.4%
60 Gal. Cart EOW	\$ 26.75	\$ 1.26	42.08	2.00	\$ 0.32	\$ 28.33	\$ -	\$ 0.75		\$ 29.08	\$ 29.10	\$ 1.60	6.0%
60 Gal. Cart weekly	\$ 36.80	\$ 1.73	42.08	4.33	\$ 0.70	\$ 39.23	\$ -	\$ 0.75		\$ 39.98	\$ 40.00	\$ 2.45	6.7%
60 Gal Additional	\$ 36.80	\$ 1.73	42.08	4.33	\$ 0.70	\$ 39.23	\$ -	\$ 0.75		\$ 39.98	\$ 40.00	\$ 2.45	6.7%
90 Gal. Cart EOW	\$ 33.40	\$ 1.57	48.76	2.00	\$ 0.38	\$ 35.34	\$ -	\$ 0.75		\$ 36.09	\$ 36.10	\$ 1.95	5.8%

City of Florence SW Collection Rates--4.7% CPI & 7% Tip Fee REVISED-Attachment 4

Residential	2023- Recycling Surcharge	CPI Increase	Cart Weight	Monthly Collection Frequency	Tip Fee Increase	Subtotal (CPI & Tip Fee)	License Fee Increase	Recycling Rate	Recycling Rate (Bin)	Subtotal Increase & Lic. Fee	2024 Rate	Increase \$	Increase %
20 Gal. Can monthly	\$ 13.25	\$ 0.62	25.97	1.00	\$ 0.10	\$ 13.97	\$ -	\$ 0.75		\$ 14.72	\$ 14.70	\$ 0.70	5.0%
20 Gal. Can EOW	\$ 17.45	\$ 0.82	18.87	2.00	\$ 0.15	\$ 18.42	\$ -	\$ 0.75		\$ 19.17	\$ 19.15	\$ 0.95	5.4%
20 Gal. Can weekly	\$ 24.10	\$ 1.13	18.87	4.33	\$ 0.31	\$ 25.55	\$ -	\$ 0.75		\$ 26.30	\$ 26.30	\$ 1.45	6.0%
20 Gal Additional	\$ 24.10	\$ 1.13	18.87	4.33	\$ 0.31	\$ 25.55	\$ -	\$ 0.75		\$ 26.30	\$ 26.30	\$ 1.45	6.0%
32 Gal. Can monthly	\$ 14.65	\$ 0.69	30.95	1.00	\$ 0.12	\$ 15.46	\$ -	\$ 0.75		\$ 16.21	\$ 16.20	\$ 0.80	5.5%
32 Gal. Can EOW	\$ 19.10	\$ 0.90	25.97	2.00	\$ 0.20	\$ 20.20	\$ -	\$ 0.75		\$ 20.95	\$ 20.95	\$ 1.10	5.8%
32 Gal. Can weekly	\$ 25.10	\$ 1.18	25.97	4.33	\$ 0.43	\$ 26.71	\$ -	\$ 0.75		\$ 27.46	\$ 27.45	\$ 1.60	6.4%
32 Gal. Can additional	\$ 25.10	\$ 1.18	25.97	4.33	\$ 0.43	\$ 26.71	\$ -	\$ 0.75		\$ 27.46	\$ 27.45	\$ 1.60	6.4%
35 Gal. Cart EOW	\$ 21.95	\$ 1.03	25.97	2.00	\$ 0.20	\$ 23.18	\$ -	\$ 0.75		\$ 23.93	\$ 23.95	\$ 1.25	5.7%
35 Gal. Cart weekly	\$ 29.40	\$ 1.38	25.97	4.33	\$ 0.43	\$ 31.21	\$ -	\$ 0.75		\$ 31.96	\$ 31.95	\$ 1.80	6.1%
35 Gal Additional	\$ 29.40	\$ 1.38	25.97	4.33	\$ 0.43	\$ 31.21	\$ -	\$ 0.75		\$ 31.96	\$ 31.95	\$ 1.80	6.1%
48 Gal. Cart EOW	\$ 24.40	\$ 1.15	34.03	2.00	\$ 0.26	\$ 25.81	\$ -	\$ 0.75		\$ 26.56	\$ 26.55	\$ 1.40	5.7%
48 Gal. Cart weekly	\$ 33.10	\$ 1.56	34.03	4.33	\$ 0.57	\$ 35.22	\$ -	\$ 0.75		\$ 35.97	\$ 35.95	\$ 2.10	6.3%
48 Gal Additional	\$ 33.10	\$ 1.56	34.03	4.33	\$ 0.57	\$ 35.22	\$ -	\$ 0.75		\$ 35.97	\$ 35.95	\$ 2.10	6.3%
60 Gal. Cart EOW	\$ 26.00	\$ 1.22	42.08	2.00	\$ 0.32	\$ 27.55	\$ -	\$ 0.75		\$ 28.30	\$ 28.30	\$ 1.55	6.0%
60 Gal. Cart weekly	\$ 36.05	\$ 1.69	42.08	4.33	\$ 0.70	\$ 38.45	\$ -	\$ 0.75		\$ 39.20	\$ 39.20	\$ 2.40	6.7%
60 Gal Additional	\$ 36.05	\$ 1.69	42.08	4.33	\$ 0.70	\$ 38.45	\$ -	\$ 0.75		\$ 39.20	\$ 39.20	\$ 2.40	6.7%
90 Gal. Cart EOW	\$ 32.65	\$ 1.53	48.76	2.00	\$ 0.38	\$ 34.56	\$ -	\$ 0.75		\$ 35.31	\$ 35.30	\$ 1.90	5.8%
90 Gal. Cart weekly	\$ 46.75	\$ 2.20	48.76	4.33	\$ 0.81	\$ 49.76	\$ -	\$ 0.75		\$ 50.51	\$ 50.50	\$ 3.00	6.4%
90 Gal Additional	\$ 46.75	\$ 2.20	48.76	4.33	\$ 0.81	\$ 49.76	\$ -	\$ 0.75		\$ 50.51	\$ 50.50	\$ 3.00	6.4%
Extra Bag	\$ 3.50	\$ 0.16	6.50	1.00	\$ 0.03	\$ 3.69	\$ -	\$ -		\$ 3.69	\$ 3.70	\$ 0.20	5.7%
Extra Container	\$ 6.10	\$ 0.29	18.87	1.00	\$ 0.07	\$ 6.46	\$ -	\$ -		\$ 6.46	\$ 6.45	\$ 0.35	5.7%

Alternatives



1. Approve Resolution 13, Series 2023.
2. **Amend the proposed resolution—Accepting revised Attachment 3.**
3. Continue the discussion to another meeting in order to obtain additional information.
4. Do not make any amendments to the rate schedule

Recommendation



Approve Resolution No. 13, Series 2023, with revised Attachment 3

- Increase rates proportionally by Lane County's Tipping Fee of 7%
- Increase can, cart, bin and roll-off rates 4.7%, 80.6% of CPI Index February 2023.





AGENDA ITEM #4

CONSENT AGENDA

CORK AND BOTTLE SHOPPE

LIQUOR LICENSE



AGENDA ITEM #5

GENERAL REPORTS



AGENDA ITEM #6

DEPARTMENT DIRECTOR UPDATES



AGENDA ITEM #7

CITY MANAGER REPORT & DISCUSSION ITEMS



AGENDA ITEM #8

CITY COUNCIL REPORTS & DISCUSSION ITEMS



CITY OF
FLORENCE

City of Florence SW Collection Rates--4.7% CPI & 7% Tip Fee

Residential	2023- Recycling Surcharge	CPI Increase	Cart Weight	Monthly Collection Frequency	Tip Fee Increase	Subtotal (CPI & Tip Fee)	License Fee Increase	Recycling Rate	Recycling Rate (Bin)	Subtotal Increase & Lic. Fee	2024 Rate	Increase \$	Increase %
20 Gal. Can monthly	\$ 13.25	\$ 0.62	25.97	1.00	\$ 0.10	\$ 13.97	\$ -	\$ 0.75		\$ 14.72	\$ 14.70	\$ 0.70	5.0%
20 Gal. Can EOW	\$ 17.45	\$ 0.82	18.87	2.00	\$ 0.15	\$ 18.42	\$ -	\$ 0.75		\$ 19.17	\$ 19.15	\$ 0.95	5.4%
20 Gal. Can weekly	\$ 24.10	\$ 1.13	18.87	4.33	\$ 0.31	\$ 25.55	\$ -	\$ 0.75		\$ 26.30	\$ 26.30	\$ 1.45	6.0%
20 Gal Additional	\$ 24.10	\$ 1.13	18.87	4.33	\$ 0.31	\$ 25.55	\$ -	\$ 0.75		\$ 26.30	\$ 26.30	\$ 1.45	6.0%
32 Gal. Can monthly	\$ 14.65	\$ 0.69	30.95	1.00	\$ 0.12	\$ 15.46	\$ -	\$ 0.75		\$ 16.21	\$ 16.20	\$ 0.80	5.5%
32 Gal. Can EOW	\$ 19.10	\$ 0.90	25.97	2.00	\$ 0.20	\$ 20.20	\$ -	\$ 0.75		\$ 20.95	\$ 20.95	\$ 1.10	5.8%
32 Gal. Can weekly	\$ 25.10	\$ 1.18	25.97	4.33	\$ 0.43	\$ 26.71	\$ -	\$ 0.75		\$ 27.46	\$ 27.45	\$ 1.60	6.4%
32 Gal. Can additional	\$ 25.10	\$ 1.18	25.97	4.33	\$ 0.43	\$ 26.71	\$ -	\$ 0.75		\$ 27.46	\$ 27.45	\$ 1.60	6.4%
35 Gal. Cart EOW	\$ 21.95	\$ 1.03	25.97	2.00	\$ 0.20	\$ 23.18	\$ -	\$ 0.75		\$ 23.93	\$ 23.95	\$ 1.25	5.7%
35 Gal. Cart weekly	\$ 29.40	\$ 1.38	25.97	4.33	\$ 0.43	\$ 31.21	\$ -	\$ 0.75		\$ 31.96	\$ 31.95	\$ 1.80	6.1%
35 Gal Additional	\$ 29.40	\$ 1.38	25.97	4.33	\$ 0.43	\$ 31.21	\$ -	\$ 0.75		\$ 31.96	\$ 31.95	\$ 1.80	6.1%
48 Gal. Cart EOW	\$ 24.40	\$ 1.15	34.03	2.00	\$ 0.26	\$ 25.81	\$ -	\$ 0.75		\$ 26.56	\$ 26.55	\$ 1.40	5.7%
48 Gal. Cart weekly	\$ 33.10	\$ 1.56	34.03	4.33	\$ 0.57	\$ 35.22	\$ -	\$ 0.75		\$ 35.97	\$ 35.95	\$ 2.10	6.3%
48 Gal Additional	\$ 33.10	\$ 1.56	34.03	4.33	\$ 0.57	\$ 35.22	\$ -	\$ 0.75		\$ 35.97	\$ 35.95	\$ 2.10	6.3%
60 Gal. Cart EOW	\$ 26.00	\$ 1.22	42.08	2.00	\$ 0.32	\$ 27.55	\$ -	\$ 0.75		\$ 28.30	\$ 28.30	\$ 1.55	6.0%
60 Gal. Cart weekly	\$ 36.05	\$ 1.69	42.08	4.33	\$ 0.70	\$ 38.45	\$ -	\$ 0.75		\$ 39.20	\$ 39.20	\$ 2.40	6.7%
60 Gal Additional	\$ 36.05	\$ 1.69	42.08	4.33	\$ 0.70	\$ 38.45	\$ -	\$ 0.75		\$ 39.20	\$ 39.20	\$ 2.40	6.7%
90 Gal. Cart EOW	\$ 32.65	\$ 1.53	48.76	2.00	\$ 0.38	\$ 34.56	\$ -	\$ 0.75		\$ 35.31	\$ 35.30	\$ 1.90	5.8%
90 Gal. Cart weekly	\$ 46.75	\$ 2.20	48.76	4.33	\$ 0.81	\$ 49.76	\$ -	\$ 0.75		\$ 50.51	\$ 50.50	\$ 3.00	6.4%
90 Gal Additional	\$ 46.75	\$ 2.20	48.76	4.33	\$ 0.81	\$ 49.76	\$ -	\$ 0.75		\$ 50.51	\$ 50.50	\$ 3.00	6.4%
Extra Bag	\$ 3.50	\$ 0.16	6.50	1.00	\$ 0.03	\$ 3.69	\$ -	-		\$ 3.69	\$ 3.70	\$ 0.20	5.7%
Extra Container	\$ 6.10	\$ 0.29	18.87	1.00	\$ 0.07	\$ 6.46	\$ -	-		\$ 6.46	\$ 6.45	\$ 0.35	5.7%
MF SB / SS													
35 Gal. Cart weekly	\$ 20.40	\$ 0.96	25.97	4.33	\$ 0.43	\$ 21.79	\$ -	\$ 0.75		\$ 22.54	\$ 22.55	\$ 1.40	6.9%
48 Gal. Cart weekly	\$ 24.85	\$ 1.17	34.03	4.33	\$ 0.57	\$ 26.58	\$ -	\$ 0.75		\$ 27.33	\$ 27.35	\$ 1.75	7.0%
60 Gal. Cart weekly	\$ 27.60	\$ 1.30	42.08	4.33	\$ 0.70	\$ 29.60	\$ -	\$ 0.75		\$ 30.35	\$ 30.35	\$ 2.00	7.2%
90 Gal. Cart weekly	\$ 31.55	\$ 1.48	48.76	4.33	\$ 0.81	\$ 33.84	\$ -	\$ 0.75		\$ 34.59	\$ 34.60	\$ 2.30	7.3%
MF SB / MS													
32 Gal. Can weekly	\$ 23.40	\$ 1.10	25.97	4.33	\$ 0.43	\$ 24.93	\$ -	\$ 0.75		\$ 25.68	\$ 25.70	\$ 1.55	6.6%
35 Gal. Cart weekly	\$ 25.60	\$ 1.20	25.97	4.33	\$ 0.43	\$ 27.24	\$ -	\$ 0.75		\$ 27.99	\$ 28.00	\$ 1.65	6.4%
48 Gal. Cart weekly	\$ 27.40	\$ 1.29	34.03	4.33	\$ 0.57	\$ 29.25	\$ -	\$ 0.75		\$ 30.00	\$ 30.00	\$ 1.85	6.8%
60 Gal. Cart weekly	\$ 30.25	\$ 1.42	42.08	4.33	\$ 0.70	\$ 32.37	\$ -	\$ 0.75		\$ 33.12	\$ 33.10	\$ 2.10	6.9%
90 Gal. Cart weekly	\$ 40.45	\$ 1.90	48.76	4.33	\$ 0.81	\$ 43.16	\$ -	\$ 0.75		\$ 43.91	\$ 43.90	\$ 2.70	6.7%
Commercial Cart													
35 Gal. Cart EOW	\$ 21.95	\$ 1.03	25.97	2.00	\$ 0.20	\$ 23.18	\$ -	\$ 0.75		\$ 23.93	\$ 23.95	\$ 1.25	5.7%
35 Gal. Cart weekly	\$ 29.40	1.382	25.970	4.33	\$ 0.43	\$ 31.21	\$ -	\$ 0.75		\$ 31.96	\$ 31.95	\$ 1.80	6.1%
35 Gal Additional	\$ 29.40	\$ 1.38	25.97	4.33	\$ 0.43	\$ 31.21	\$ -	\$ 0.75		\$ 31.96	\$ 31.95	\$ 1.80	6.1%
48 Gal. Cart EOW	\$ 24.40	\$ 1.15	34.03	2.00	\$ 0.26	\$ 25.81	\$ -	\$ 0.75		\$ 26.56	\$ 26.55	\$ 1.40	5.7%
48 Gal. Cart weekly	\$ 33.10	\$ 1.56	34.03	4.33	\$ 0.57	\$ 35.22	\$ -	\$ 0.75		\$ 35.97	\$ 35.95	\$ 2.10	6.3%
48 Gal Additional	\$ 33.10	\$ 1.56	34.03	4.33	\$ 0.57	\$ 35.22	\$ -	\$ 0.75		\$ 35.97	\$ 35.95	\$ 2.10	6.3%
60 Gal. Cart EOW	\$ 26.00	\$ 1.22	42.08	2.00	\$ 0.32	\$ 27.55	\$ -	\$ 0.75		\$ 28.30	\$ 28.30	\$ 1.55	6.0%
60 Gal. Cart weekly	\$ 36.05	\$ 1.69	42.08	4.33	\$ 0.70	\$ 38.45	\$ -	\$ 0.75		\$ 39.20	\$ 39.20	\$ 2.40	6.7%
60 Gal Additional	\$ 36.05	\$ 1.69	42.08	4.33	\$ 0.70	\$ 38.45	\$ -	\$ 0.75		\$ 39.20	\$ 39.20	\$ 2.40	6.7%
90 Gal. Cart EOW	\$ 32.65	\$ 1.53	48.76	2.00	\$ 0.38	\$ 34.56	\$ -	\$ 0.75		\$ 35.31	\$ 35.30	\$ 1.90	5.8%
90 Gal. Cart weekly	\$ 46.75	\$ 2.20	48.76	4.33	\$ 0.81	\$ 49.76	\$ -	\$ 0.75		\$ 50.51	\$ 50.50	\$ 3.00	6.4%
90 Gal Additional	\$ 46.75	\$ 2.20	48.76	4.33	\$ 0.81	\$ 49.76	\$ -	\$ 0.75		\$ 50.51	\$ 50.50	\$ 3.00	6.4%

Commercial Bin	2023- Recycling Surcharge	CPI Increase (0%)	Container Wt. per Yd.	Collected Yards	Tip Fee Increase	Subtotal (CPI & Tip Fee)	License Fee Increase	Recycling Rate	Recycling Rate (Bin)	Subtotal Increase & Lic. Fee	2024 Rate	Increase \$	Increase %
1 yard On-call	\$ 48.55	\$ 2.28	120	1.00	\$ 0.46	\$ 51.29	\$ -		\$ 0.65	\$ 51.94	\$ 51.95	\$ 2.75	5.66%
1 yard Monthly	\$ 49.40	\$ 2.32	120	1.00	\$ 0.46	\$ 52.18	\$ -		\$ 0.65	\$ 52.83	\$ 52.85	\$ 2.80	5.67%
1 yard EOW	\$ 82.70	\$ 3.89	120	2.00	\$ 0.92	\$ 87.515	\$ -		\$ 1.30	\$ 88.81	\$ 88.80	\$ 4.80	5.80%
1 yard 1 x per Week	\$ 125.25	\$ 5.89	120	4.33	\$ 2.00	\$ 133.14	\$ -		\$ 2.80	\$ 135.94	\$ 135.95	\$ 7.90	6.31%
1 yard 2 X per Week	\$ 246.85	\$ 11.60	120	8.66	\$ 4.00	\$ 262.45	\$ -		\$ 5.65	\$ 268.10	\$ 268.10	\$ 15.60	6.32%
1 yard 3 X per Week	\$ 370.35	\$ 17.41	120	12.99	\$ 6.00	\$ 393.75	\$ -		\$ 8.45	\$ 402.20	\$ 402.20	\$ 23.40	6.32%
1 yard 4 X per Week	\$ 493.70	\$ 23.20	120	17.32	\$ 7.99	\$ 524.90	\$ -		\$ 11.25	\$ 536.15	\$ 536.15	\$ 31.20	6.32%
1 yard 5 X per Week	\$ 617.15	\$ 29.01	120	21.65	\$ 9.99	\$ 656.15	\$ -		\$ 14.05	\$ 670.20	\$ 670.20	\$ 39.00	6.32%
1 yard 6 X per Week	\$ 740.55	\$ 34.81	120	25.98	\$ 11.99	\$ 787.35	\$ -		\$ 16.90	\$ 804.25	\$ 804.25	\$ 46.80	6.32%
	0												
1.5 yard On-call	\$ 64.55	\$ 3.03	120	1.50	\$ 0.69	\$ 68.28	\$ -		\$ 1.00	\$ 69.28	\$ 69.30	\$ 3.75	5.81%
1.5 yard Monthly	\$ 67.65	\$ 3.18	120	1.50	\$ 0.69	\$ 71.52	\$ -		\$ 1.00	\$ 72.52	\$ 72.50	\$ 3.85	5.69%
1.5 yard EOW	\$ 114.60	\$ 5.39	120	3.00	\$ 1.38	\$ 121.37	\$ -		\$ 1.95	\$ 123.32	\$ 123.30	\$ 6.75	5.89%
1.5 yard 1 x per Week	\$ 167.05	\$ 7.85	120	6.50	\$ 3.00	\$ 177.90	\$ -		\$ 4.20	\$ 182.10	\$ 182.10	\$ 10.85	6.50%
1.5 yard 2 X per Week	\$ 332.15	\$ 15.61	120	12.99	\$ 6.00	\$ 353.76	\$ -		\$ 8.45	\$ 362.21	\$ 362.20	\$ 21.60	6.50%
1.5 yard 3 X per Week	\$ 498.30	\$ 23.42	120	19.49	\$ 8.99	\$ 530.71	\$ -		\$ 12.65	\$ 543.36	\$ 543.35	\$ 32.40	6.50%
1.5 yard 4 X per Week	\$ 664.35	\$ 31.22	120	25.98	\$ 11.99	\$ 707.57	\$ -		\$ 16.90	\$ 724.47	\$ 724.45	\$ 43.20	6.50%
1.5 yard 5 X per Week	\$ 830.50	\$ 39.03	120	32.48	\$ 14.99	\$ 884.52	\$ -		\$ 21.10	\$ 905.62	\$ 905.60	\$ 54.00	6.50%
1.5 yard 6 X per Week	\$ 996.50	\$ 46.84	120	38.97	\$ 17.99	\$ 1,061.327	\$ -		\$ 25.35	\$ 1,086.68	\$ 1,086.70	\$ 64.85	6.51%
	0												
2 yard On-call	\$ 83.30	\$ 3.92	120	2.00	\$ 0.92	\$ 88.14	\$ -		\$ 1.30	\$ 89.44	\$ 89.45	\$ 4.85	5.82%
2 yard Monthly	\$ 85.35	\$ 4.01	120	2.00	\$ 0.92	\$ 90.28	\$ -		\$ 1.30	\$ 91.58	\$ 91.60	\$ 4.95	5.80%
2 yard EOW	\$ 139.45	\$ 6.55	120	4.00	\$ 1.85	\$ 147.85	\$ -		\$ 2.60	\$ 150.45	\$ 150.45	\$ 8.40	6.02%
2 yard 1 x per Week	\$ 209.50	\$ 9.85	120	8.66	\$ 4.00	\$ 223.34	\$ -		\$ 5.65	\$ 228.99	\$ 229.00	\$ 13.85	6.61%
2 yard 2 X per Week	\$ 424.40	\$ 19.95	120	17.32	\$ 7.99	\$ 452.34	\$ -		\$ 11.25	\$ 463.59	\$ 463.60	\$ 27.95	6.59%
2 yard 3 X per Week	\$ 636.80	\$ 29.93	120	25.98	\$ 11.99	\$ 678.72	\$ -		\$ 16.90	\$ 695.62	\$ 695.60	\$ 41.90	6.58%
2 yard 4 X per Week	\$ 848.95	\$ 39.90	120	34.64	\$ 15.99	\$ 904.84	\$ -		\$ 22.50	\$ 927.34	\$ 927.35	\$ 55.90	6.58%
2 yard 5 X per Week	\$ 1,061.20	\$ 49.88	120	43.30	\$ 19.98	\$ 1,131.06	\$ -		\$ 28.15	\$ 1,159.21	\$ 1,159.20	\$ 69.85	6.58%
2 yard 6 X per Week	\$ 1,273.40	\$ 59.85	120	51.96	\$ 23.98	\$ 1,357.231	\$ -		\$ 33.75	\$ 1,390.98	\$ 1,391.00	\$ 83.85	6.58%
	0												
3 yard On-call	\$ 117.75	\$ 5.53	120	3.00	\$ 1.38	\$ 124.67	\$ -		\$ 1.95	\$ 126.62	\$ 126.60	\$ 6.90	5.86%
3 yard Monthly	\$ 121.55	\$ 5.71	120	3.00	\$ 1.38	\$ 128.65	\$ -		\$ 1.95	\$ 130.60	\$ 130.60	\$ 7.10	5.84%
3 yard EOW	\$ 197.15	\$ 9.27	120	6.00	\$ 2.77	\$ 209.19	\$ -		\$ 3.90	\$ 213.09	\$ 213.10	\$ 12.05	6.11%
3 yard 1 x per Week	\$ 301.50	\$ 14.17	120	12.99	\$ 6.00	\$ 321.67	\$ -		\$ 8.45	\$ 330.12	\$ 330.10	\$ 20.15	6.68%
3 yard 2 X per Week	\$ 600.30	\$ 28.21	120	25.98	\$ 11.99	\$ 640.50	\$ -		\$ 16.90	\$ 657.40	\$ 657.40	\$ 40.20	6.70%
3 yard 3 X per Week	\$ 900.40	\$ 42.32	120	38.97	\$ 17.99	\$ 960.70	\$ -		\$ 25.35	\$ 986.05	\$ 986.05	\$ 60.30	6.70%
3 yard 4 X per Week	\$ 1,200.55	\$ 56.43	120	51.96	\$ 23.98	\$ 1,280.957	\$ -		\$ 33.75	\$ 1,314.71	\$ 1,314.70	\$ 80.40	6.70%
3 yard 5 X per Week	\$ 1,500.70	\$ 70.53	120	64.95	\$ 29.98	\$ 1,601.21	\$ -		\$ 42.20	\$ 1,643.41	\$ 1,643.40	\$ 100.50	6.70%
3 yard 6 X per Week	\$ 1,800.85	\$ 84.64	120	77.94	\$ 35.97	\$ 1,921.46	\$ -		\$ 50.65	\$ 1,972.11	\$ 1,972.10	\$ 120.60	6.70%
	0												
4 yard On-call	\$ 152.75	\$ 7.18	120	4.00	\$ 1.85	\$ 161.78	\$ -		\$ 2.60	\$ 164.38	\$ 164.40	\$ 9.05	5.92%
4 yard Monthly	\$ 157.40	\$ 7.40	120	4.00	\$ 1.85	\$ 166.64	\$ -		\$ 2.60	\$ 169.24	\$ 169.25	\$ 9.25	5.88%
4 yard EOW	\$ 255.80	\$ 12.02	120	8.00	\$ 3.69	\$ 271.51	\$ -		\$ 5.20	\$ 276.71	\$ 276.70	\$ 15.70	6.14%
4 yard 1 x per Week	\$ 395.65	\$ 18.60	120	17.32	\$ 7.99	\$ 422.24	\$ -		\$ 11.25	\$ 433.49	\$ 433.50	\$ 26.60	6.72%
4 yard 2 X per Week	\$ 663.80	\$ 31.20	120	34.64	\$ 15.99	\$ 710.99	\$ -		\$ 22.50	\$ 733.49	\$ 733.50	\$ 47.20	7.11%
4 yard 3 X per Week	\$ 1,169.15	\$ 54.95	120	51.96	\$ 23.98	\$ 1,248.09	\$ -		\$ 33.75	\$ 1,281.84	\$ 1,281.85	\$ 78.95	6.75%
4 yard 4 X per Week	\$ 1,558.85	\$ 73.27	120	69.28	\$ 31.98	\$ 1,664.09	\$ -		\$ 45.05	\$ 1,709.14	\$ 1,709.15	\$ 105.25	6.75%
4 yard 5 X per Week	\$ 1,948.50	\$ 91.58	120	86.60	\$ 39.97	\$ 2,080.05	\$ -		\$ 56.30	\$ 2,136.35	\$ 2,136.35	\$ 131.55	6.75%
4 yard 6 X per Week	\$ 2,338.25	\$ 109.90	120	103.92	\$ 47.96	\$ 2,496.11	\$ -		\$ 67.55	\$ 2,563.66	\$ 2,563.65	\$ 157.85	6.75%
	0												
6 yard On-call	\$ 209.90	\$ 9.87	120	6.00	\$ 2.77	\$ 222.53	\$ -		\$ 3.90	\$ 226.43	\$ 226.45	\$ 12.65	6.03%

6 yard Monthly	\$ 216.05	\$	10.15	120	6.00	\$	2.77	\$	228.97	\$	-	\$	3.90	\$	232.87	\$	232.85	\$	12.90	5.97%
6 yard EOW	\$ 351.50	\$	16.52	120	12.00	\$	5.54	\$	373.56	\$	-	\$	7.80	\$	381.36	\$	381.35	\$	22.05	6.27%
6 yard 1 x per Week	\$ 541.65	\$	25.46	120	25.98	\$	11.99	\$	579.10	\$	-	\$	16.90	\$	596.00	\$	596.00	\$	37.45	6.91%
6 yard 2 X per Week	\$ 1,037.80	\$	48.78	120	51.96	\$	23.98	\$	1,110.56	\$	-	\$	33.75	\$	1,144.31	\$	1,144.30	\$	72.75	7.01%
6 yard 3 X per Week	\$ 1,608.75	\$	75.61	120	77.94	\$	35.97	\$	1,720.34	\$	-	\$	50.65	\$	1,770.99	\$	1,771.00	\$	111.60	6.94%
6 yard 4 X per Week	\$ 2,145.00	\$	100.82	120	103.92	\$	47.96	\$	2,293.78	\$	-	\$	67.55	\$	2,361.33	\$	2,361.35	\$	148.80	6.94%
6 yard 5 X per Week	\$ 2,681.25	\$	126.02	120	129.90	\$	59.95	\$	2,867.22	\$	-	\$	84.45	\$	2,951.67	\$	2,951.65	\$	185.95	6.94%
6 yard 6 X per Week	\$ 3,217.50	\$	151.22	120	155.88	\$	71.94	\$	3,440.67	\$	-	\$	101.30	\$	3,541.97	\$	3,541.95	\$	223.15	6.94%
	0																			
8 yard On-call	\$ 227.00	\$	10.67	120	8.00	\$	3.69	\$	241.36	\$	-	\$	5.20	\$	246.56	\$	246.55	\$	14.35	6.32%
8 yard Monthly	\$ 233.70	\$	10.98	120	8.00	\$	3.69	\$	248.38	\$	-	\$	5.20	\$	253.58	\$	253.60	\$	14.70	6.29%
8 yard EOW	\$ 380.85	\$	17.90	120	16.00	\$	7.38	\$	406.13	\$	-	\$	10.40	\$	416.53	\$	416.55	\$	25.30	6.64%
8 yard 1 x per Week	\$ 583.10	\$	27.41	120	34.64	\$	15.99	\$	626.49	\$	-	\$	22.50	\$	648.99	\$	649.00	\$	43.40	7.44%
8 yard 2 X per Week	\$ 1,166.10	\$	54.81	120	69.28	\$	31.98	\$	1,252.88	\$	-	\$	45.05	\$	1,297.93	\$	1,297.95	\$	86.80	7.44%
8 yard 3 X per Week	\$ 1,749.15	\$	82.21	120	103.92	\$	47.96	\$	1,879.32	\$	-	\$	67.55	\$	1,946.87	\$	1,946.85	\$	130.15	7.44%
8 yard 4 X per Week	\$ 2,332.30	\$	109.62	120	138.56	\$	63.95	\$	2,505.87	\$	-	\$	90.05	\$	2,595.92	\$	2,595.90	\$	173.55	7.44%
8 yard 5 X per Week	\$ 2,915.30	\$	137.02	120	173.20	\$	79.94	\$	3,132.26	\$	-	\$	112.60	\$	3,244.86	\$	3,244.85	\$	216.95	7.44%
8 yard 6 X per Week	\$ 3,498.35	\$	164.42	120	207.84	\$	95.93	\$	3,758.70	\$	-	\$	135.10	\$	3,893.80	\$	3,893.80	\$	260.35	7.44%

Roll-Off	2023- Recycling Surcharge	CPI Increase	Subtotal	License Fee Increase	Subtotal Increase & Lic. Fee	2024 Rate	Increase \$	Increase %
9-10 Yard	\$ 158.30	\$ 7.44	\$ 165.74	\$ -	\$ 165.74	\$ 165.70	\$ 7.40	4.7%
11-30 Yard	\$ 158.30	\$ 7.44	\$ 165.74	\$ -	\$ 165.74	\$ 165.70	\$ 7.40	4.7%
31-40 Yard	\$ 163.60	\$ 7.69	\$ 171.29	\$ -	\$ 171.29	\$ 171.25	\$ 7.65	4.7%
Relocation/Delivery	\$ 76.90	\$ 3.61	\$ 80.51	\$ -	\$ 80.46	\$ 80.45	\$ 3.55	4.6%
9-20 Yd. Box Rental (Daily)	\$ 10.95	\$ 0.51	\$ 11.46	\$ -	\$ 11.46	\$ 11.45	\$ 0.50	4.6%
21-40Yd. Box Rental (Daily)	\$ 15.30	\$ 0.72	\$ 16.02	\$ -	\$ 16.02	\$ 16.00	\$ 0.70	4.6%
Mileage, p/mile on disposal leg of haul if greater than 15 miles from pick-up site to disposal site	\$ 4.40	\$ 0.21	\$ 4.61	\$ 0.02	\$ 4.63	\$ 4.60	\$ 0.20	4.5%